



straumann



Fodder mixing wagon

**Verti-Mix
Verti-Mix - L
Verti-Mix Double**



Verti-Mix „new generation“

Extensions

The extensions enable you to flexibly adapt your Verti-Mix to your needs.

Vario mixing auger

Different sets of knives deliver homogeneous mixtures and variability.

Weighing device

Different models enable optimum check and precise feeding.

Customised discharge options

Various discharge options ensure optimum feeding in your enterprise.

Drawbar

Narrow and therefore easy to manoeuvre. Simple to unscrew and reposition for height adjustment.


Why mix fodder?

- Homogeneously mixed ingredients prevent the cows from selecting the forage
 - Higher milk yields with improved ingredients
 - All animals are optimally fed from the physiological point of view and less prone to diseases
 - ⇒ → Healthy, long-living cows and high degree of cost effectiveness
- Time saving and easier working
- Possible use of low-cost industrial by-products

Verti-Mix „new generation“
What you are going to appreciate ...


- 1. Excellent mixing quality**
...because only cows enjoying optimum nutrition are healthy and deliver a good milk yield!
- 2. Low power requirement**
...because your diesel consumption is reduced!
- 3. Flexibility**
... because machines should adapt to your enterprise!
- 4. Reliability**
... because cows must be fed on 365 days a year!

Be among those who benefit from our more than 20 years of experience in fodder mixing technology and become one of our approx. 20,000 reference enterprises!



Contents

Vario mixing auger	4-5
Extensions	6-7
Two auger mixers	8-9
Discharge options	10-11
Conveyors	12-13
Cubicle care	14-15
Weighing & operation	16-17
Optional extras	18-19
Technical data	20-21
Technical data double	22-23



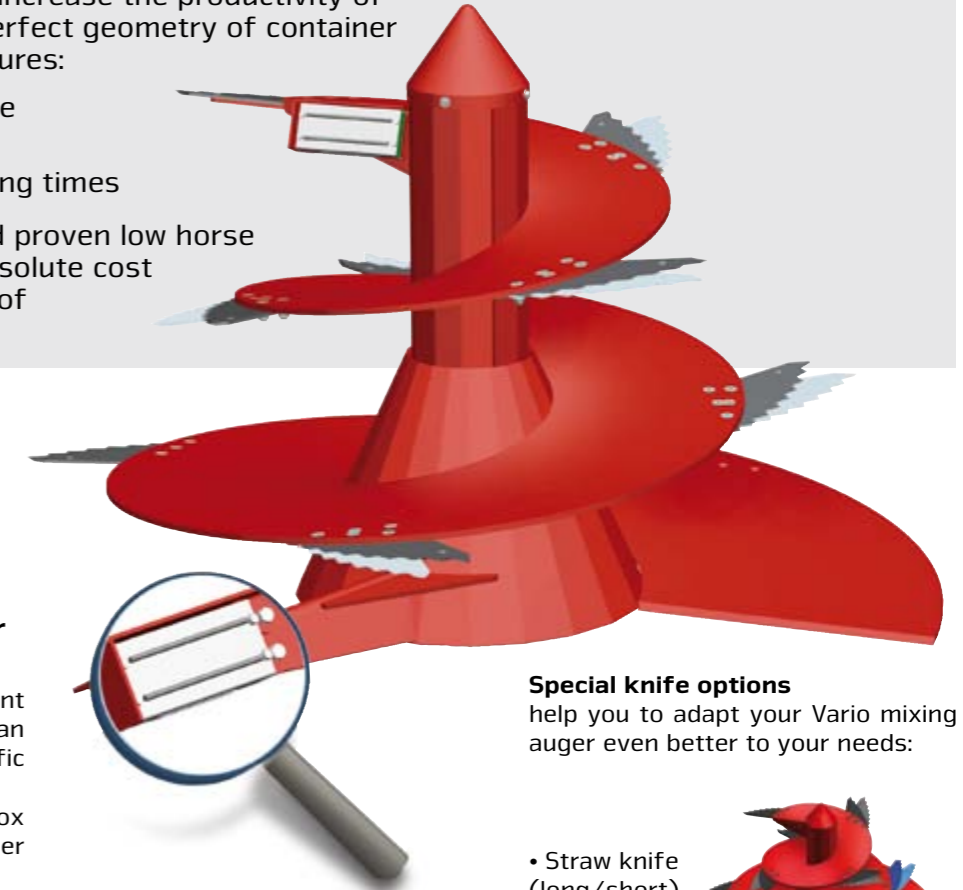
Vario mixing auger – the allround talent

Strautmann Verti-Mix fodder mixing wagons

Contribute substantially to increase the productivity of modern dairy farms. The perfect geometry of container and Vario mixing auger ensures:

- Optimum fodder structure
- Homogeneous mixing
- Energy-saving short mixing times

Excellent mixing quality and proven low horse power mixing guarantee absolute cost effectiveness for any kind of application.



The Vario mixing auger – Variability and strength for any purpose

Due to the patented knife adjustment system, the Vario mixing auger can be perfectly adapted to your specific conditions of use. The robust and low-maintenance angular gearbox ensures long service life even under challenging conditions.

Highly effective magnetic separation of metallic foreign objects

Silage and any kind of purchased fodder might contain metallic foreign objects which may harm your dairy cattle.

The Strautmann magnetic system (optional extra) directly mounted on the mixing auger offers optimum health protection for your high-yield cows.

The system is mounted so that it is in direct and close contact with the mixed fodder, thus working very effectively.



Caption: Result after 14 days of using our magnets (wedding ring as reference in the bottom right of the photo)

Special knife options help you to adapt your Vario mixing auger even better to your needs:

- Straw knife (long/short)



- Bale cutting knife




- Root crop knife




Optional also is a heavy-duty auger with 20 mm strong turns for a 50 % longer service life (= 50 % less wear costs).

→ Assumption: Residual thickness before replacement of the mixing auger 5 mm, i.e. 15 mm of wearing material in case of heavy-duty compared to 10 mm in case of standard.



Robust heart
The heart of the Vario mixing auger is the very robust and durable gearbox. Stability is achieved by means of a large-sized pair of tapered roller bearings, double sealing and a large grease chamber, thus extending the maintenance intervals.



Efficient mixing
The perfect matching of the mixing auger with the container ensures quick and homogeneous mixing.



You want your enterprise to grow – Your Verti-Mix adapts to your growing needs

The patented container embossing at the top container edge provides the Strautmann mixing container with additional rigidity. It serves as a basis for two different container extensions helping you to adapt the capacity of the mixing container to your operational requirements.

Your advantages:

- Flexible customised extension of the capacity
- Highest stability of the container due to embossing
- Design of all components for maximum volume

The right Verti-Mix for your needs ...

- Depending on the feed ration, feeding of 6-8 cows per m³ when feeding once a day
- Volume adjustment by means of container attachments

Basic machine	Basic volume	Volume with 180 mm attachm.	Volume with 360 mm attachm.
Verti-Mix 951	7.5 m ³	8.5 m ³	9.5 m ³
Verti-Mix 1251	10 m ³	11 m ³	12.5 m ³
Verti-Mix 1451	13.5 m ³	15 m ³	
Verti-Mix 1651	13.5 m ³	15 m ³	16.5 m ³

Further attachment heights on request



Optimum use of the container capacity

Depending on the space available in the enterprise, different height options are at your disposal.



without extension

Inner overflow ring for optimum container use in case of low overhead clearances.



180 mm extension

If attachments are added, continue to use the overflow ring. Only the supports are changed.



360 mm extension



Twice as good – the Strautmann two–auger mixers

The fodder mixing wagons of the Verti-Mix Double series particularly excel by their high mixing capacity, while maintaining compact dimensions. The innovative extension concept enables enterprises to adapt these fodder mixing wagons to their requirements.

- 2 Vario mixing augers
- Optional magnetic system for optimum animal health
- Also available with tandem axle



The right Verti-Mix Double for your needs ...

Basic machine	Basic capacity	Capacity with 180 mm extension	Capacity with 360 mm extension
Verti-Mix 1501 D	12,0 m ³	13,5 m ³	15,0 m ³
Verti-Mix 1801 D	14,0 m ³	16,0 m ³	18,0 m ³
Verti-Mix 2401 D	19,0 m ³	21,5 m ³	24,0 m ³
Verti-Mix 3101 D	25,0 m ³	28,0 m ³	31,0 m ³



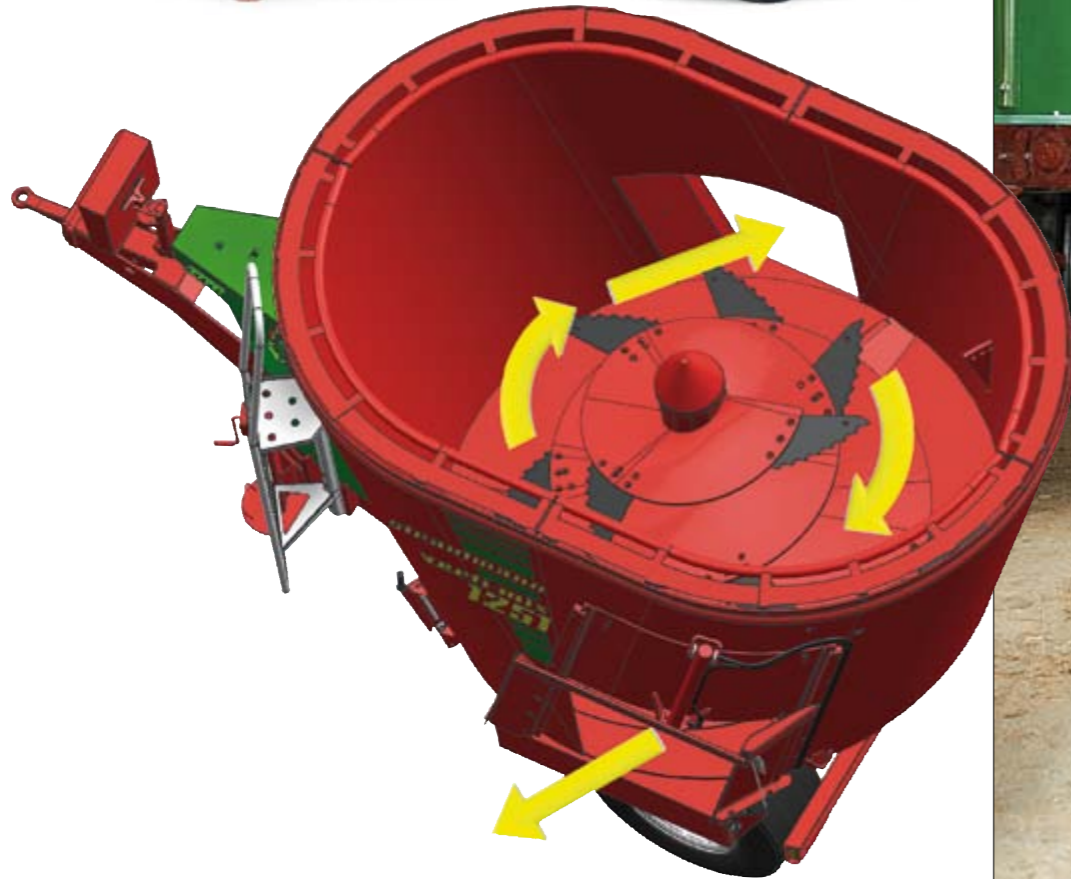
Discharge options

– adapted to your enterprise

In the case of side discharge, the asymmetrical position of the discharge openings ensures optimum fodder discharge.

- Loose and homogeneous swathe
- In optimum position at the fodder mixing wagon, relative to the flow of material in the container
- No travelling over the fodder

Choose the right fodder mixing wagon from a large number of discharge options for your feeding area.



Fodder-protecting discharge via adjustable side chutes

At the side discharge devices, adjustable chutes support feeding.

The side chute mechanically operated by the side door

... moves to rest position with the side door closed – Fodder residues move onto the swathe and do not fall onto the drive path

... ensures fodder discharge beyond the lane – The wheels do not roll over the discharged fodder

The side chutes can be equipped with an optional hydraulic actuating mechanism.



Discharge in narrow dead-end feeding passages

For comfortable feeding even in narrow dead-end feeding passages, side doors behind the wheels are being used.

The fodder is loosely discharged on one or both sides behind the wheels.*



Rear centre discharge

For preparation of premixes or central fodder discharge on the feeding table Strautmann offers a rear centre discharge option.*

*except for Verti-Mix-L




The Strautmann crossover conveyor

Easy discharge within the field of view

The Strautmann crossover conveyor proven in ten thousands of applications discharges the mixed feed. Due to the open design it is easily visible for the driver (in case of front discharge) on the right-hand or left-hand side.



Variable conveyor speeds provide a perfect positioning of the fodder. The proven lattice bar roller ensures high tractions of the driving roller and slip-free power transmission. The open lattice bar roller prevents material from piling up on the roller and increases the service life of the conveyor thanks to the gentle return of the conveyor.




Hydraulically folding conveyor extensions are available on request.



C-conveyor – for full variability of use

Highest degree of flexibility when feeding via C-conveyor

The C-conveyor especially developed by Strautmann for feeding into high troughs can be adjusted to different operating conditions from the tractor seat.*



Lateral displacement to the left and right
Displacement by 40 cm each side; enables easy feeding into troughs which cannot be closely approached. Sealing of the opposite side by means of telescopic rear conveyor guard.

Use as an elevator
Due to the possibility of raising the C-conveyor by up to 60 cm to one side or the other, even elevated troughs can be filled.

Use as a crossover conveyor
Fodder discharge in loose swathe at ground level to the left or right. Electrical adjustment of the conveyor speed enables adaptation to individual stable conditions.

*except for Verti-Mix-L



Cubicle management with your Verti-Mix

Additional benefit for your Verti-Mix by use as spreading equipment

A high-yield cow requires 2 kg of litter every day – more than 6 t a month for 100 cows. Thanks to this optional extra equipment your Verti-Mix fodder mixing wagon can also be used for this type of work.

Straw blower*

The Vario mixing auger easily undoes and cuts up straw bales. The hydraulically driven straw blower throws the straw up to a distance of 15 m into the feeding area. The rotary chute and the end flap can be manually or electrically adjusted (from the tractor seat).**



*except for Verti-Mix-L
**Straw blower only available with rear discharge

Fast bedding roller*

The cleaner and more germ-free the cubicle, the healthier the animals. The ideal mix materials are straw, peat, sawdust and lime. After the mixing process in the container has been finished, the mix is spread up to the head region of the cubicles via the drum – comfortably and reliably for maximum animal comfort and udder health.



*only in combination mit elektrically operation



The Strautmann operating options

Strautmann responds to individual customer demands also with regard to the kind of operating device. The choice of the optimum operating mechanism depends very much on the user.

1. Direct tractor connection

- Precondition:**
- One double-acting control device for each function
- Reasonable if:**
- ... the tractor is uncoupled only rarely
 - ... the fodder mixing wagon is only equipped with a side discharge

2. Operation via Bowden cable

- Precondition:**
- One double-acting control device at the tractor or alternatively one single-acting control device with free return line
- Reasonable if:**
- ... older tractors with only a few control devices are used

3. Electrical control set

- Precondition:**
- One double-acting control device at the tractor or alternatively one single-acting control device with free return line
- Reasonable if:**
- ... comfort and an increase in efficiency are requested

Weighing and operation – Take your choice

Weighing devices

The weighing device is an integral component of the fodder mixing wagon. Only an exact quantity determination of the individual ingredients ensures full use of the fodder mixing wagon's cost effectiveness.



Digi-Star EZ 2400 V

- adding weighing device
- partial zero setting
- mixing timer installed
- 6 digits, each 43mm high
- w 254mm x h 188mm x d 127mm



Digi-Star EZ 3600 V

- programmable weighing device with data-transfer via data-key
- 20 recipes
- 99 components
- 6 digits each 43 mm high
- identification of the components as running text
- w 262mm x h 183mm x d 127mm



Digi-Star CC 400

- additional display only together with EZ 2400 V or EZ 3600 V (wireless)
- 6 digits, each 25 mm high
- identification of the components as running text
- range to 300 m
- w 185mm x h 135mm x d 80 mm

Individual equipment options



Top hitch 40 mm



Mineral feed funnel



Rear-view camera & headlight



Cranked drawbar lug 40 mm



Root crop knife



Monitor for rear-view camera



Coupling head linkage K80



Magnetic system



Lighting



Drawbar lug 50 mm (not in D)



Conveyor extension



Control set with potentiometer



Counter-cutter, manual



Counter-cutter, hydraulic



Hydraulic motors – depending on the application, you can select from a range of motors of different speeds

technical modifications reserved



Software for weighing device (here AV50)

Scales with horn

Scales with aerial & signal lamp

Wheels for any kind of application



19/45-17 (18 PR)



10.0/75-15.3 (18 PR)



400/60-15,5 (14 PR)



400/45 L 17,5



400/60-15,5 (18 PR)



26 x 8.0-14 (16 PR)



8.15-15 (14 PR) Zwilling



505/50 R 17



435/50 R 19,5



250-70-15.5 (18 PR)

technical modifications reserved

Fodder mixing wagon Verti-Mix 951-L - 1251-L

Technical data							
Type		VM 951			VM 1251		
Mixing capacity*	m³	7,5	8,5	9,5	10,0	11,0	12,5
Dimensions							
- length	m	4,85	4,85	4,85	4,87	4,94	4,98
- width with 1 discharge	m	2,30			2,42		
- width with 2 discharges	m	2,44			2,44		
Max. perm. weight	kg	6310	6850	7430	8050	8730	9380
Own weight	kg	3410	3470	4060	3990	4050	4140
Track	m	1,65			1,65		
Wheel track	m	1,90			1,90		
Discharge height	m	0,48			0,48		
Thickness container wall	mm	8	8	8	8	8	8
Thickness bottom plate	mm	18	18	18	20	20	20
Dimensions with tyres		250/70-15.5			250/70-15.5		

* Usable mixing volume: Augers are deducted from the volume
 Illustrations, technical data and weights are subject to change due to technical progress
 and are therefore not binding for the delivery.

Gearbox options and power requirement [hp/kW]

Type	U/min	VM 951			VM 1251		
Without two speed gearbox	26	29/39	32/43	35/47	41/56	43/58	46/62
With two speed gearbox	17,3/26	21/28	23/31	25/34	29/39	31/42	33/45
Without two speed gearbox	30	36/49	39/53	42/57	55/75	57/78	60/81
With two speed gearbox	20/30	26/35	28/38	30/41	39/53	41/56	43/58

Tyres and their impacts on vehicle height

Type		VM 951			VM 1251		
10.0/75-15.3 (18 PR)	m	2,12	2,30	2,48	-	-	-
26 x 8.0-14 (16 PR) r.e.	m	1,99	2,17	2,35	-	-	-
250-70-15.5 (18 PR)	m	2,04	2,22	2,40	2,33	2,51	2,69
400/60-15,5 (18 PR)	m	2,10	2,28	2,46	2,39	2,57	2,75
8.15-15 (14 PR) twin	m	2,03	2,21	2,39	2,32	2,50	2,68



Fodder mixing wagon Verti-Mix 951 - 1651

Technical data												
Type		VM 951			VM 1251			VM 1451		VM 1651		
usable mixing capacity*	m³	7,5	8,5	9,5	10,0	11,0	12,5	13,5	15,0	13,5	15,0	16,5
dimensions												
height of extension	m	-	0,18	0,36	-	0,18	0,36	-	0,18	-	0,18	0,36
- length with cross conveyor front	m	5,30			5,50			5,75		5,75		
- length with cross conveyor rear ¹⁾	m	4,90			5,04			5,17		5,17		
- length without cross conveyor	m	4,65			4,87			5,10		5,10		
- width with cross conveyor	m	2,16			2,28			2,42		2,42		
- width with one discharge door	m	2,26			2,38			2,52		2,52		
- width with 2 discharge doors	m	2,36			2,48			2,62		2,62		
height approx.	m	2,31	2,49	2,67	2,72	2,9	3,08	2,92	3,10	2,92	3,10	3,28
gross vehicle weight	kg	7000	7000	7000	9000	9000	9000	11400	11400	11400	11400	11400
own weight approx.												
- mit cross conveyor	kg	3200	3260	3300	3800	3860	4150	4840	4900	4840	4900	5000
wheel track width	m	1,5			1,6			1,74		1,74		
outer wheel width	m	1,77			1,87			2,23		2,23		
discharge height	m	0,75			0,87			0,74		0,74		
thickness of container wall	mm	8			8			8		8		
bottom plate <small>(measured until lower edge of bottom plate)</small>	mm	18			20			20		20		
dimensions with wheels		10.0/75-15.3			400/60-15.5			8.15-15		8.15-15		

Wheels and effect on height of machine

10.0/75-15.3 (18 PR)	m	2,31	2,49	2,67	-	-	-	-	-	-	-	-
26 x 8.0-14 (16 PR) r.e.	m	2,23	-	-	-	-	-	-	-	-	-	-
Gross vehicle weight reduced to		6260 kg										
250/70-15 (18 PR)	m	2,32	2,5	2,68	2,61	2,79	-	-	-	-	-	-
Gross vehicle weight reduced to		8500 kg										
400/45 L 17.5	m	2,38	2,56	2,74	2,67	2,85	3,03	3,00	-	-	-	-
Gross vehicle weight reduced to		10600 kg										
400/60-15,5 (14 PR)	m	2,43	2,61	2,79	-	-	-	-	-	-	-	-
400/60-15,5 (18 PR)	m	-	-	-	2,72	2,9	3,08	3,05	-	3,05	-	-
Gross vehicle weight reduced to							9660 kg		9660 kg			
8.15-15 (14 PR) twin	m	-	-	-	2,58	2,76	2,94	2,92	3,10	2,92	3,10	3,28
19.0/45-17	m	-	-	-	2,72	2,9	-	-	-	-	-	-
Gross vehicle weight reduced to		8320 kg										
215/75R17.5 (133) twin	m	-	-	-	-	-	-	2,97	3,15	2,97	3,15	3,33
505/50 R 17 (146G)	m	-	-	2,77	2,95	3,13	-	-	-	-	-	-
435/50 R 19.5	m	-	-	-	2,76	2,94	3,12	3,14	3,32	3,14	3,32	3,50

Types of gearboxes + power requirement kw/hp

Type	rpm	VM 951			VM 1251			VM 1651				
without 2-speed gearbox	26	29/39	32/43	35/47	41/56	43/58	46/62	56/76	62/84	-	-	-
with 2-speed gearbox	14,4/26	21/28	23/31	25/34	29/39	31/42	33/45	40/54	44/60	-	-	-
without 2-speed gearbox	30	36/49	39/53	42/57	55/75	57/78	60/81	70/95	77/105	70/95	77/105	84/114
with 2-speed gearbox	16,7/30	26/35	28/38	30/41	39/53	41/56	43/58	50/68	55/75	50/68	55/75	60/82
without 2-speed gearbox	23	-	-	-	-	-	-	-	-	54/73	59/80	65/88
with 2-speed gearbox	12,8/23	-	-	-	-	-	-	-	-	39/53	42/57	46/63

¹⁾ +125 mm with lightning

Fodder mixing wagon Verti-Mix 1501 /1801 Double

Technical data							
Type		VM 1501 Double			VM 1801 Double		
Usable mixing capacity*	m³	12,0	13,5	15,0	14,0	16,0	18,0
Dimensions							
Height of mixing container	m	1,56	1,74	1,92	1,56	1,74	1,92
Height of extension	m	-	0,18	0,36	-	0,18	0,36
- length with cross conveyor front	m	7,01			7,40		
- len. with cross conveyor rear ¹⁾	m	6,61			6,98		
- length without cross conveyor	m	6,34			6,71		
- width with cross conveyor	m	1,96			2,16		
- width with one discharge door	m	2,06			2,26		
- width with 2 discharge doors	m	2,16			2,36		
Height approx.	m	2,35	2,53	2,71	2,37	2,55	2,73
Gross vehicle weight	kg	11.800	11.800	11.800	11.800	11.800	11.800
Own weight approx.							
- with cross conveyor	kg	5.500	5.550	5.600	6.100	6.150	6.200
- with 2 discharge doors	kg	5.300	5.350	5.400	5.900	5.950	6.000
Wheel track width	m	1,52			1,52		
Outer wheel width	m	2,03			2,03		
Discharge height	m	0,79			0,81		
Thickness of container wall	mm	8			8		
Bottom plate	mm	18			20		
Dimensions with wheels							
- singel axle		215/75-17,5			215/75-17,5		
Wheels and effect on height of machine							
Wheel singel axle							
8.15-15 (14 PR) twins	m	2,30	2,48	2,66	2,34	2,52	2,70
wheel track 1500 mm ²⁾	m	2,28	2,46	2,64	-	-	-
215/75R17,5 twins	m	2,35	2,53	2,71	2,37	2,55	2,73
wheel track 1500 mm ²⁾	m	2,34	2,52	2,70	-	-	-
435/50R19,5	m	2,51	2,69	2,87	2,52	2,70	2,88
wheel track 1500 mm ²⁾	m	2,49	2,67	2,85	-	-	-
400/60-15,5, wheel track 1500 mm	m	2,43	2,61	2,79	-	-	-
(reduction of load cap. to: 10800 kg) ²⁾	m	2,38	2,56	2,74	-	-	-
10,0/75-15,3, wheel track 1650 mm	m	-	-	-	2,38	2,56	2,74
400/60-15,5, wheel track 1720 mm	m	-	-	-	2,51	2,69	2,87
reduction of load cap. to	kg				12.800		
435/50 R 19,5, wheel track 1720 mm	m	-	-	-	2,56	2,74	2,92
total weight	kg				12.800		
Types of gearboxes + power requirement kW/HP							
Type	rpm	VM 1501 Double			VM 1801 Double		
without 2-speed gearbox	26	62/84	70/95	78/106	83/113	91/124	99/135
with 2-speed gearbox	14,4/26	38/52	43/58	48/65	51/69	56/76	61/83
without 2-speed gearbox	30	81/110	89/121	97/132	104/141	112/152	118/160
with 2-speed gearbox	16,7/30	50/68	55/75	60/82	64/87	69/94	73/99

¹⁾ +90 mm with lights ²⁾ Height with axle position „middle“ (only at VM 1501)
* Usable mixing volume: Augers are deducted from the volume

Fodder mixing wagon Verti-Mix 2401 /3101 Double

Technical data							
Type		VM 2401 Double			VM 3101 Double		
Usable mixing capacity*	m³	19,0	21,5	24,0	25,0	28,0	31,0
Dimensions							
Height of mixing container	m	1,85	2,03	2,21	-	-	-
Height of extension	m	-	0,18	0,36	-	0,18	0,36
- length with cross conveyor front	m	7,76			8,13		
- len. with cross conveyor rear ¹⁾	m	7,27			7,55		
- length without cross conveyor	m	7,06			7,44		
- width with cross conveyor	m	2,28			2,42		
- width with one discharge door	m	2,38			2,52		
- width with 2 discharge doors	m	2,48			2,62		
Height approx.	m	2,66	2,84	3,02	3,21	3,39	3,57
Gross vehicle weight	kg	16.300	16.300	16.300	18.000	18.000	18.000
Eigengewicht ca.							
- with cross conveyor	kg	7.300	7.350	7.400	9.600	9.675	9.750
- with 2 discharge doors	kg	7.100	7.150	7.200	9.400	9.475	9.550
Wheel track width	m	1,74 / 1,94			1,94		
Outer wheel width	m	2,25			2,37		
Discharge height	m	0,81			1,03		
Thickness of container wall	mm	8			8		
Bottom plate	mm	20			20		
Dimensions with wheels							
- singel axle		235/75 R17,5			-		
- tandem axle		-			435/50 R 19,5		
* Usable mixing volume: Augers are deducted from the volume							
Wheels and effect on height of machine							
Wheel singel axle							
235/75R 17,5, twins, wheel track 1740 mm	m	2,66	2,84	3,02	-	-	-
455/45R 22,5, wheel track 1720 mm	m	2,85	3,03	3,21	-	-	-
435/50R 19,5, wheel track 1720 mm	m	2,80	2,98	3,16	-	-	-
Wheels tandem axle							
435/50 R 19,5, wheel track 1720 mm	m	2,80	2,98	3,16	-	-	-
reduction of road ca P. to	kg	12.100					
400/60-15,5, wheel track 1720 mm	m	2,80	2,98	3,16	-	-	-
435/50 R 19,5, wheel track 1930 mm	m	2,87	3,05	3,21	3,21	3,39	3,57
435/50 R 19,5, wheel track 1720 mm	m	2,84	3,02	3,20	-	-	-
Types of gearboxes + power requirement kW/HP							
Type	rpm	VM 2401 Double			VM 3101 Double		
without 2-speed gearbox	23	-	-	-	-	-	-
with 2-speed gearbox	12,8/23	-	-	-	85/116	91/124	96/130
without 2-speed gearbox	26	-	-	-	-	-	-
with 2-speed gearbox	14,4/26	67/91	72/98	77/105	-	-	-
without 2-speed gearbox	30	-	-	-	-	-	-
with 2-speed gearbox	16,7/30	83/113	88/120	93/126	97/132	103/140	109/148

¹⁾ +90 mm with lights





strautmann



Strautmann home factory in Bad Laer

B. Strautmann & Söhne GmbH u. Co. KG is a medium-sized family-owned company from southern Lower Saxony having already celebrated its 80th anniversary of existence and now being managed by the third generation. In a modern plant at the second production site in Lwówek (Poland), Strautmann manufactures individual machine components and, apart from that, also parts of the

machine programme as well as tipping trailers, silage shovels or shear grabs. As a machine manufacturer offering a wide range of machinery for cattle feeding, green fodder harvesting, universal spreader and transport technology as well as in the field of charging and dosing technology for biogas plants, Strautmann is the competent partner for almost any customer in this industry.



Pol-Strautmann



B. Strautmann & Söhne GmbH u. Co. KG

Bielefelder Straße 53 · D-49196 Bad Laer · Tel.: +49 (0)5424/802-0 · Fax: +49 (0)5424/802-76 · info@strautmann.com · www.strautmann.com