



**strautmann**



*Short-cut forage wagon*

**Zelon<sup>CFS</sup>**





# CFS efficiency already from 23 m<sup>3</sup>!

## The Zelon<sup>CFS</sup>

As the successor model of the well-known Super-Vitesse, the Zelon<sup>CFS</sup> now offers the advantages of the Continuous Flow System (CFS) starting at a loading capacity of 23 m<sup>3</sup>. This entry-level model is perfectly suitable for dairy farms with own machinery or machinery cooperatives.

### Uniform discharge

by means of 2 or 3 optional dosing drums

### High performance spiral rotor

with welded-on tine plates for optimum protection of fodder and maximum cutting quality



### Efficient charging

by means of the unique CFS unit

### Exact cutting

by means of 32-knife Double-Cut cutting unit

## Contents

Continuous Flow System	4-5
Rotor and cutting unit	6-7
Bottom & body	8-9
„Comfort“ – a top priority	10-11
Operation	12-13
Technical data	14-15





# Continuous Flow System – the system for fast and efficient charging

## The CFS-unit

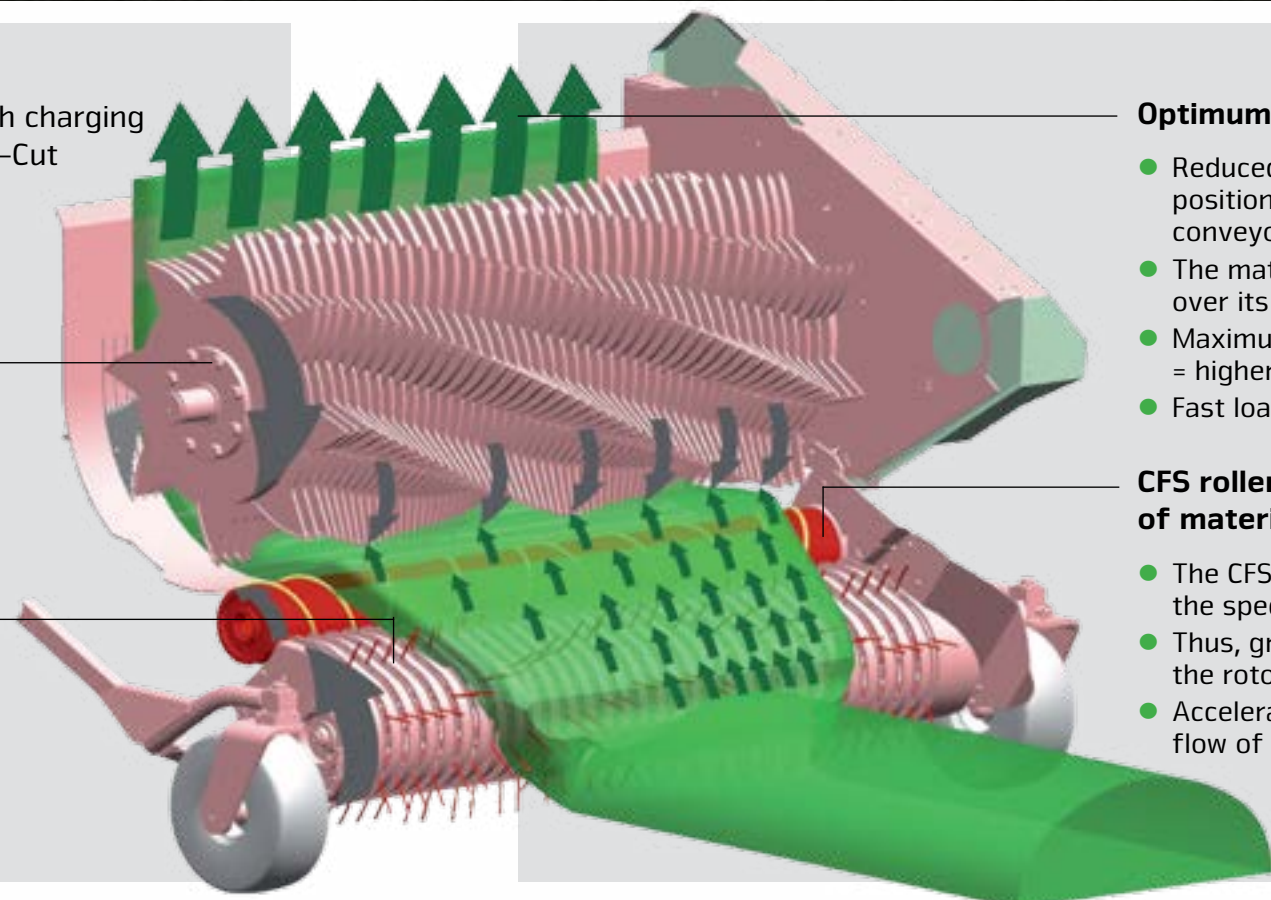
Due to the interaction of different components, the CFS unit ensures a high charging performance with low power required. Pick-up, CFS roller, rotor and Double-Cut cutting unit are perfectly matched and complement each other in ideal manner. This results in an excellent silage quality and also in easy towing and thus savings in power, money and time.

### Cutting unit & rotor: Exact cutting due to perfect interaction

- The small distance between rotor tines and knives ensures an exact cut with little power required
- Tine plates welded on the rotor additionally ensure a uniform scissor-type cut

### Pick-up: Gentle picking-up of grass and dispersal of swathe

- Camless pick-up
- 1.7 m in width
- 5 tine rows placed in V-shape disperse the grass
- Due to the additional CFS roller, the pick-up is in a very flat position
- optimum adaptation to ground



### Optimum filling degree over the entire width

- Reduced power requirement due to higher positioned rotor and thus shortened conveyor duct
- The material is conveyed into the cargo space over its total width
- Maximum and homogeneous filling degree = higher tonnage per m<sup>3</sup>
- Fast loading with less power required

### CFS roller: Dispersal and acceleration of material

- The CFS roller disperses the grass by means of the special welded-on layer
- Thus, grass is homogeneously conveyed to the rotor over the entire width
- Acceleration of material ensures homogeneous flow of material



# Rotor and cutting unit – For optimum fodder quality



### Powerful & gentle

- Feeder rotor with 5 tine rows
- Helically arranged
- Consistent torque without peaks



### Perfectly adapted to exact cutting

- Strippers and tines are arranged at a large angle to each other  
→ Careful handling of fodder and saving of energy
- Welded-on tine plates ensure permanent precise cut



### Robust & low-maintenance

- Rotor drive via open gear
- With grease lubrication



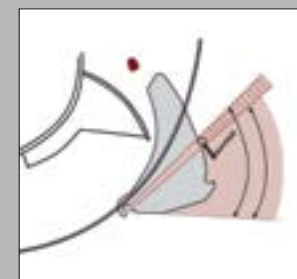
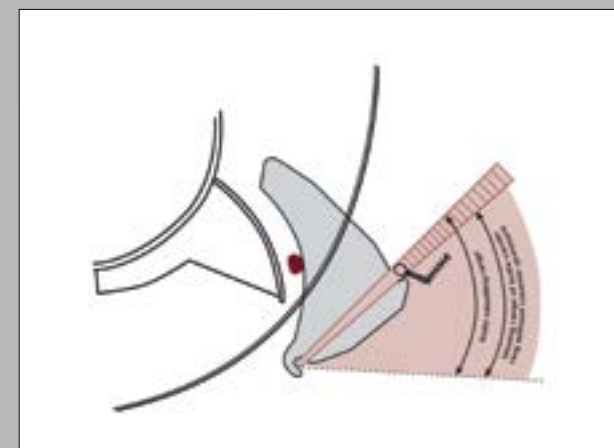
### Extremely sleek for convincing results

- 32-knife Double-Cut cutting unit
- Doubled service life due to easy turning-over of knives
- Cutting length of 44 mm
- Knife change without use of tools
- Knife bar can be hydraulically swivelled out



## Sharp knives at any time – Thanks to the quick release system

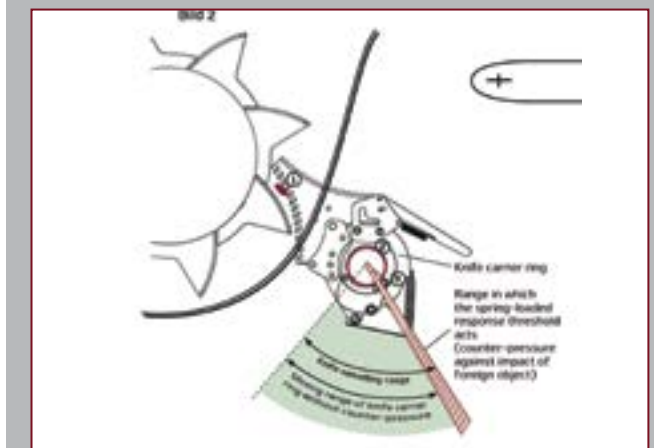
### Knife protection with spring counter-pressure



Spring tension holds the knife in the duct even in the event of the knife coming into contact with a foreign object. As a result of the constant spring tension, the knife blade becomes blunt due to the greater force acting on the blade through the foreign object.

**Result:** The counter-pressure acts over the entire swivelling range of the knife.  
→ Wear / Blunt blade

### strautmann Protection system



The power required to activate the knife protection system is almost identical at all points of the knife. The knife protection system is already activated when a foreign object comes into contact with the bottom part of the blade. Due to the fact that the knife is not held in the duct by means of spring counter-pressure, it swivels out before the rest of the blade may be damaged.

The system is very similar to the cam clutch in a pto-shaft

**Result:** Knife swivels out early enough  
→ Less wear and longer service life of knives



# Bottom & body

## Slip-proof transport floor

Even feed due to:

- U-shaped cross
- High-strength transport floor chains with a diameter of 10 mm and a breaking load of 13 t per chain
- Wooden floor



## Powerful drive

- Feed gearing with oil motor
- Optional 2-gear switching
- Standard bumper buffer



## Solid body

- All-steel body
- The upper part can be folded down
- Vehicle can be parked in lower buildings
- More stability and safe guiding of ropes to secure loaded material by means of body brackets



## Easy access

- Convenient access door
- Folding ladder
- Ladder galvanised



## Optimum filling degree

- Load-protection bars prevent the fodder from overflowing
- Optional automatic charging system
- Almost infinitely variable pre setting of filling degree
- When the loaded material presses against the feelers of the automatic charging system, the transport floor starts to run





# Clever dosing



### Solid tailgate

- With hydraulic locking mechanism
- Wide opening option for quick discharge
- With integrated pressure switch for level indicator



### Effective dosing drums

- Dosing unit with 2 standard beaters
- Equipped with aggressive ripping tines
- Optionally available with 3 beaters for more homogeneous discharge on the silo



### Robust drive

- Driven by large-sized roller chains
- Safety switch-off at the bottom beater
- When the wagon is full, the bottom beater is able to evade to the rear thus stopping the transport floor proceeding





# Safety & comfort – On the road and in the field

## Optimum driving characteristics

- Boogie tandem chassis
- Parabolic suspension
- 40 km/h
- Easy travelling over the silo



## Low-wear hitch

- Standard top hitch
- Optionally available with bottom hitch and coupling head or drawbar lug



## Manoeuvrable axles

- Optional passive steering axle
- Excessive friction of the wheels on the ground is prevented



## Optimum adaptation to ground

- Guide wheels at the pick-up ensure flexible adaptation to the ground
- Optionally available with additional Guide wheels behind the pick-up for easier working even on soft or wet ground



## Easily aim high

- Standard hydraulic folding drawbar
- With double-acting cylinders
- For comfortable and easy travelling over the silo
- Optional hydraulic drawbar suspension for safety & comfort on the road





# Easy operation

Several operating options enable an adapted and easy operation



## FIELD OPERATOR 120

- Standard
- Illuminated softkeys for pleasant operation
- Optimal control of the unloading process, the scraper floor and the additional functions
- Integrated automatic unloading functions ease operation



## FIELD OPERATOR 130

- Available as an option
- Possible to save drawbar heights
- External operation of articulated drawbar and cutter bar
- Colour display



New Holland



John Deere



Massey Ferguson



Fendt

## ISOBUS-terminal

Due to the compatibility of the Strautmann ISOBUS controller, different terminals can be used for the Strautmann forage wagons:

## Short-cut forage wagon Zelon<sup>CFS</sup> 2501 / 2901 / 3301 (DO)

Technical data				
Model		Zelon <sup>CFS</sup> 2501	Zelon <sup>CFS</sup> 2901	Zelon <sup>CFS</sup> 3301
<b>Dimensions</b>				
Length (without/with dosing unit)	m	7,85/8,45	8,65/9,29	9,15/9,91
Width (without/with dosing unit)	m	2,51/2,51	2,51/2,51	2,56/2,56
Height with silage extension	m	3,68	3,68	3,82
Loading capacity according to DIN 11741	m <sup>3</sup>	23	27	31
Loading capacity, medium compression	m <sup>3</sup>	39,1	45,9	52,7
Gross vehicle weight rating	kg	12.000	12.000	15.000
Dead weight, standard equipment	kg	5.650	5.950	6.450
with dosing unit	kg	6.250	6.550	7.100
<b>Power required from</b>	<b>KW/HP</b>	<b>70/95</b>	<b>77/105</b>	<b>88/120</b>
Dimensions of tyres		500/50 R 17	500/50 R 17	500/50 - 20







# strautmann



Strautmann main production facility in Bad Laer

[www.strautmann.com](http://www.strautmann.com)

B. Strautmann & Söhne GmbH u. Co. KG is a medium-sized family-owned company located in the administrative district of Osnabrück, having already celebrated its 80th anniversary of existence and now being managed by the third generation. In a modern plant at the second production site in Lwówek (Poland), Strautmann manufactures individual machine components and, apart from that,

also parts of the machine programme such as tipping trailers, silage shovels or shear grabs. As a machine manufacturer offering a wide range of machinery for cattle feeding, green fodder harvesting, universal spreaders and transport technology for biogas plants, Strautmann is the competent partner for almost any customer in this industry.



Pol-Strautmann



**B. Strautmann & Söhne GmbH u. Co. KG**

Bielefelder Straße 53 · D-49196 Bad Laer · Tel.: +49 (0)5424/802-0 · Fax: +49 (0)5424/802-76 · [info@strautmann.com](mailto:info@strautmann.com) · [www.strautmann.com](http://www.strautmann.com)