



Multi-purpose forage wagon

Super-Vitesse^{CFS}



Extremely easy-towing

– The Strautmann Super-Vitesse ^{CFS}

Powerful spiral rotor
with welded-on tine plates for optimum
protection of fodder and maximum
cutting quality



Efficient loading
by means of the unique
CFS unit

Exact cutting
by means of the 39-knife
Exact-Cut cutting unit

Sturdy multi-purpose
superstructure
for use as a transport vehicle



Super-Vitesse^{CFS}

Particularly easy-towing thanks to the unique Continuous Flow System (^{CFS}).

- Loading capacity of 29 – 33 m²
- CFS unit
- Efficient
- Easy-towing

Contents

CFS & pick-up	4-5
Exact-Cut cutting unit	6-7
Floor & superstructure	8-9
Dosing	10-11
Chassis	12-13
Operation	14
Technical data	15

The system for efficient loading

– The Continuous Flow System

Due to the interaction of different components, the CFS unit ensures excellent loading performance with little power requirement. Pick-up, CFS roller, rotor and the Exact-Cut cutting unit are ideally matched and complement each other perfectly. This results not only in excellent cutting quality but also in easy towing, thus saving power, money and time.

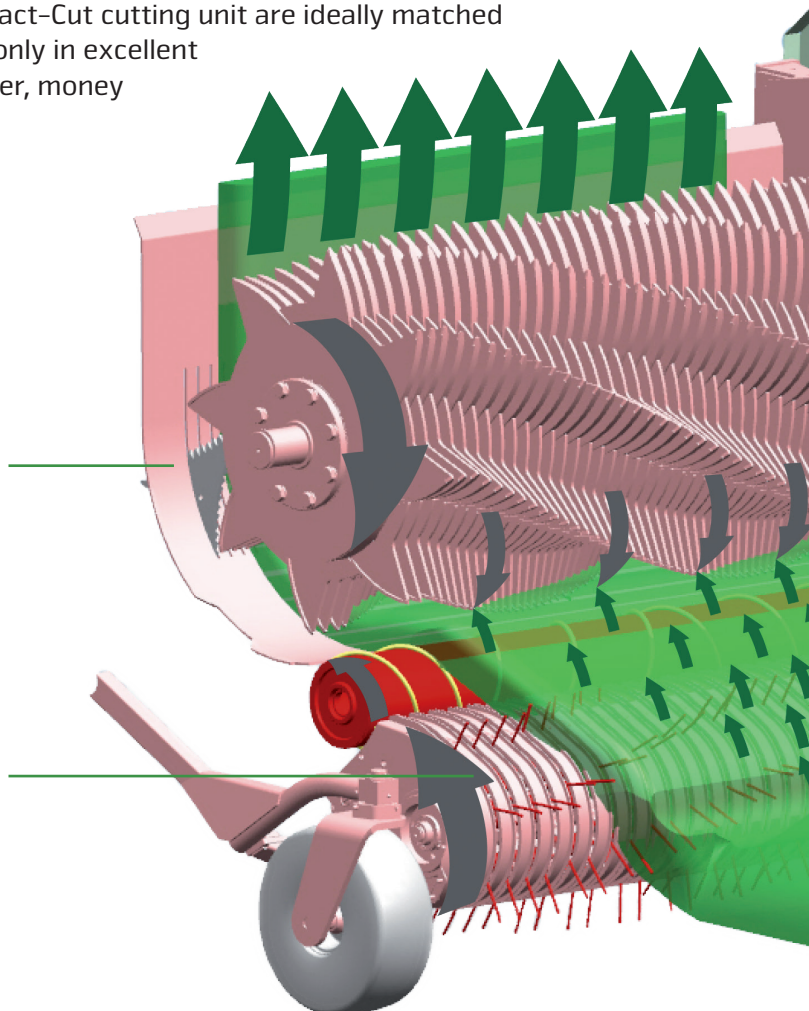
Cutting unit & rotor:

Exact cutting due to perfect interaction

- Tine plates welded on the rotor for a uniform and precise cut
- The small distance between rotor tines and knives ensures an exact cut with little power requirement

Pick-up: Gentle picking-up of grass and dispersal of the swathe


- Camless pick-up
- Plastic strippers
- 1.8 m in width
- 6 tine rows placed in V-shape disperses the grass
- Due to the additional CFS roller, the pick-up is in a very flat position
- Optimum adaptation to the ground
- Guide wheels on the pick-up ensure flexible adaptation to the ground



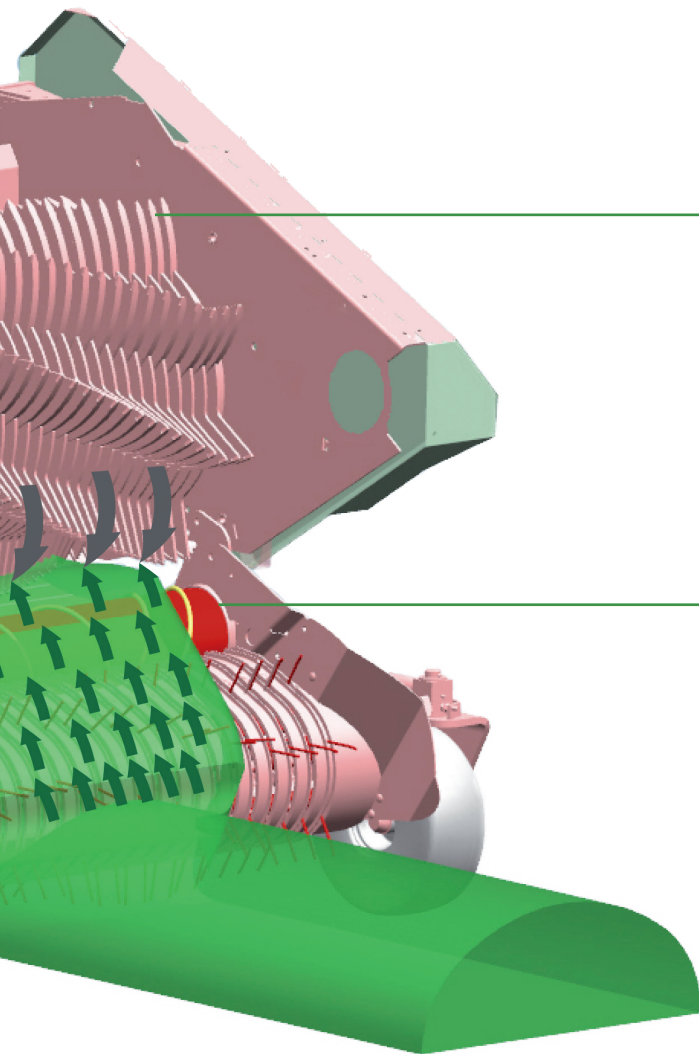
FLEX-LOAD PICK-UP

Flexible loading – Saving time and power

- Optionally available
- Flexible plastic tines made of special PUR composition
- 6 stepped helically arranged tine-segment rows
- Tines are horizontally flexible, vertically rigid to ensure safe picking-up
- Ideal adaptation to the ground
- Penetration into the ground is prevented, thus avoiding contamination of fodder
- Minimum wear and reduced tine breakage
- Change of tines within one minute with only one tool required



Technical modifications reserved



Optimum filling degree over the entire width

- Reduced power requirement due to higher positioned rotor and shortened conveyor duct
- The material is conveyed into the cargo space over its entire width
- Maximum and homogeneous filling degree = more weight per m³

CFS-roller: Dispersal and acceleration of material


- Quicker loading with less power required
- The CFS roller disperses the loaded material by means of the special welded-on layer
- Thus, the loaded material is homogeneously conveyed to the rotor over the entire width
- Acceleration of material ensures homogeneous flow of material without any hesitation
- Always homogeneous delivery of loaded material from pick-up to rotor
- No fodder building up

Rotor

- Feeder rotor with 6 tine rows
- Helically arranged
- Consistent torque without peak loads

Perfectly adapted to exact cutting

- Strippers and tines are arranged at a large angle to each other
- Careful handling of fodder and energy saving
- Welded-on tine plates ensure consistent and precise cutting quality
- Special armouring on top of the tine plates as anti-wear protection



Consistently outstanding cutting quality

– The Exact-Cut cutting unit

Exact-Cut cutting unit



Exact-Cut cutting unit

- Standard equipment with 39 double sided knives for double the service life
- Theoretical cutting length of 39 mm
- Almost maintenance-free design reduces maintenance costs
- Central knife-locking mechanism enables quick knife change
- Automatic wayback ensures high driving comfort and consistent cutting quality

Knife change made easy




Change of knives

- Knife change without use of additional tools
- Enclosed extraction lever for easy and quick removal:
 - Lever is inserted in the knife protection system
 - With light pressure to the front, the knife slides off the locking shaft




Knife protection system with spot-on triggering

The new knife protection system in Strautmann forage wagons is equipped with a spot-on triggering function and is particularly low-maintenance. The knife is completely retracted from the conveyor duct in case of contact with a foreign object, thus minimising damage to the knife blades.




Knives in conveyor duct

- Knife protection system fallen under the centre point
- Knives are held in the duct



In case of contact with a foreign object

- Rubber dampers are compressed
- Knife protection system reaches the centre point
- Spring for the wayback mechanism is tensioned



Actuate protection system

- Knife protection system has passed the centre point
- Knife retracts completely
- Spring for the wayback mechanism is tensioned at its maximum

Automatic wayback

When the counter-force of the foreign object decreases or does no longer exist, the spring automatically retracts the knife into the conveyor duct.

Floor & superstructure



Practical harvesting plate

- Inward-folding front grating
- Hydraulic version as an optional extra, manual version as standard
- Low discharge height, e.g. when chopping



Easy access

- Convenient access door
- Folding ladder



Robust superstructure

- All-steel superstructure
- Side panels with reinforced side posts provide stability
- Superstructure brackets with ropes for ideal load securing (optional)



Slip-proof transport floor

Even feed due to:

- 10 mm thick, high-strength round steel chains with a breaking load of 13 t each
- Screwed with handy profile strips with U-shaped cross-section



Practical maize plate

- Ideal for use as multi-purpose wagon
- Prevents the loaded material from falling into the rotor duct
- Can be easily and quickly mounted



Powerful drive

- Optional 2-stage transport floor drive
- With bumper buffer as standard


Clever dosing

Dosing



Effective beaters

- Dosing unit with 2 beaters as standard
- Equipped with aggressive ripping tines
- When the wagon is full, the bottom beater is able to evade to the rear thus stopping the transport floor feed via a sensor



Robust drive

- Driven by large-sized roller chains



Optimum filling degree

- Load-protection bars prevent the fodder from overflowing
- Optional automatic charging system
- Presetting of filling degree possible
- When the loaded material presses against the feelers of the automatic charging system, the transport floor starts to run



Sturdy tailgate

- Wide opening option for quick discharge
- With integrated pressure switch for the level indicator (on wagons without dosing unit)




Safety & comfort

– On the field and on the road

Different chassis options

ensure optimum driving comfort and safety at any time:



Boogie tandem chassis

- Standard equipment
- Chassis with parabolic suspension for an admissible axle load of 16 t, standard equipment
- Optional 18-t chassis



Top linkage

- Standard equipment
- Admissible tongue load 2 t



Bottom linkage

- Bottom linkage with coupling head
- Up to an admissible tongue load of 4 t



Passive steering axle

- Optionally available
- Excessive friction of the wheels on the ground is prevented
- Protection of sward



Electronic forced steering axle

- Optionally available
- The SES system ("Strautmann Electronic Steering") provides a high degree of driving stability
- Adjustment of steering angle to the speed
- Excellent manoeuvrability of the Super-Vitesse ^{CFS}



Easily aim high

- Hydraulic folding drawbar as standard
- With double-acting cylinders
- For comfortable and easy travelling over the silo
- Optionally available with hydraulic drawbar suspension



Optimum adaptation to the ground

- Guide wheels at the pick-up ensure flexible adaptation to the ground
- Optionally available with additional guide wheels behind the pick-up for easier working even on soft or wet ground

Operation

Several operating options enable an adapted and easy operation

E-CONTROL SET



- Standard equipment
- Operation of hydraulic functions via toggle switch
- Comfortable & easy

ISOBUS CONTROL

The Strautmann ISOBUS control helps you to have all machine functions under control at any time. The particularly intuitive operator panel of the software is divided into charge and discharge mode and road travel mode. The keys are arranged ergonomically and ensure comfortable and safe operation of the machine functions. Numerous automatic functions such as e.g. automatic charging and automatic drawbar system ensure intuitive and comfortable machine operation.



Due to the compatibility of the Strautmann ISOBUS control (ISOBUS AEF certification), most varied terminals can be used for the Strautmann forage wagons. Thus, depending on the tractor type, all machine functions can also be operated via the tractor joystick.

STRAUTMANN "SMART 570"



- Optionally available
- 5.7" coloured screen
- Optimum control of the charging and discharging process and safe road travel
- Numerous automatic functions such as e.g. automatic front panel, automatic pick-up etc. ensuring intuitive and comfortable machine operation

Technical data

	Super-Vitesse ^{CFS} 3102 without dosing unit / with dosing unit	Super-Vitesse ^{CFS} 3502 without dosing unit / with dosing unit
Dimensions		
Height with 16-t chassis, 620/40 R 22.5 tyres [m]	3.73	3.73
Height with 18-t chassis, 710/45 R 22.5 tyres [m]	3.85	3.85
Length [m]	8.80 / 9.40	9.60 / 10.25
Outside wheel width with 16-t chassis, 620/40 R 22.5 tyres [m]	2.72	2.72
Outside wheel width with 18-t chassis, 710/45 R 22.5 tyres [m]	2.81	2.81
Cargo space dimensions		
Height [m]	2.35	2.35
Width [m]	2.10	2.10
Length [m]	5.87	6.70
Dead weight		
Dead weight, standard equipment [kg]	6,900 / 7,400	7,100 / 7,600
Gross vehicle weight rating		
Gross vehicle weight rating, standard equipment [kg]	18,000	18,000
Gross vehicle weight rating, optional equipment [kg]	22,000	22,000
Power required		
Power required from [kW/HP]	88 / 120	96 / 130
Loading capacity		
Loading capacity, medium compaction [m³]	50.8	57.8
Loading capacity according to DIN 11741 [m³]	29	33
Additional data		
Conveying unit type	Rotor	Rotor
Number of knives [pcs.]	39	39
Picking-up width of pick-up [m]	1.80	1.80
Theoretical cutting length [mm]	39	39

Figures, technical data and weights may change due to technical development and are not binding for delivery.





www.straumann.com

B. Straumann & Söhne GmbH u. Co. KG



Bielefelder Straße 53

D-49196 Bad Laer

Phone: +49(0)5424/802-0

info@straumann.com

www.straumann.com