



straumann



Fodder mixing wagon

Verti-Mix Triple



Verti-Mix Triple

Better at mixing with 3 Vario² mixing augers

Extensions

Two extensions with different heights enable you to flexibly adapt your Verti-Mix to your needs.

3 Vario² mixing augers

Different knife options provide homogeneous mixtures and variability.



Customised discharge options

Various discharge options ensure optimum feeding in your enterprise

Optional power shift gearbox

Low power requirement due to switching option under load



„New Generation“ Verti-Mix

What you are going to appreciate ...

- 1. Mixing quality**
...because only optimally nourished cows are healthy and deliver a good milk yield!
- 2. Easy towing**
...because your diesel consumption is reduced!
- 3. Flexibility**
... because machines should adapt to your enterprise!
- 4. Reliability**
...because your cows must be fed 365 days a year!



Be among those who benefit from our more than 20 years of experience in fodder mixing technology and become one of our approx. 20,000 reference businesses!

Contents

Extensions	
Vario mixing auger	4-5
Discharge options	6-7
Weighing & operating	8-9
Optional extras	10
Technical data	11

You want your business to grow – Your Verti-Mix adapts to your growing needs.




The right Verti-Mix Triple for your needs ...



Basic machine	Basic capacity	Capacity with 180 mm extension	Capacity with 360 mm extension
Verti-Mix 3451 Triple	28,5 m³	31,5 m³	34,5 m³
Verti-Mix 4501 Triple	38,0 m³	41,5 m³	45,0 m³

Optimum use of container capacity

Depending on the space available in the enterprise, different height options are at your disposal. Inner overflow ring for optimum container use in case of low overhead clearances. If extensions are added, continue to use the overflow ring. Only the supports are changed.



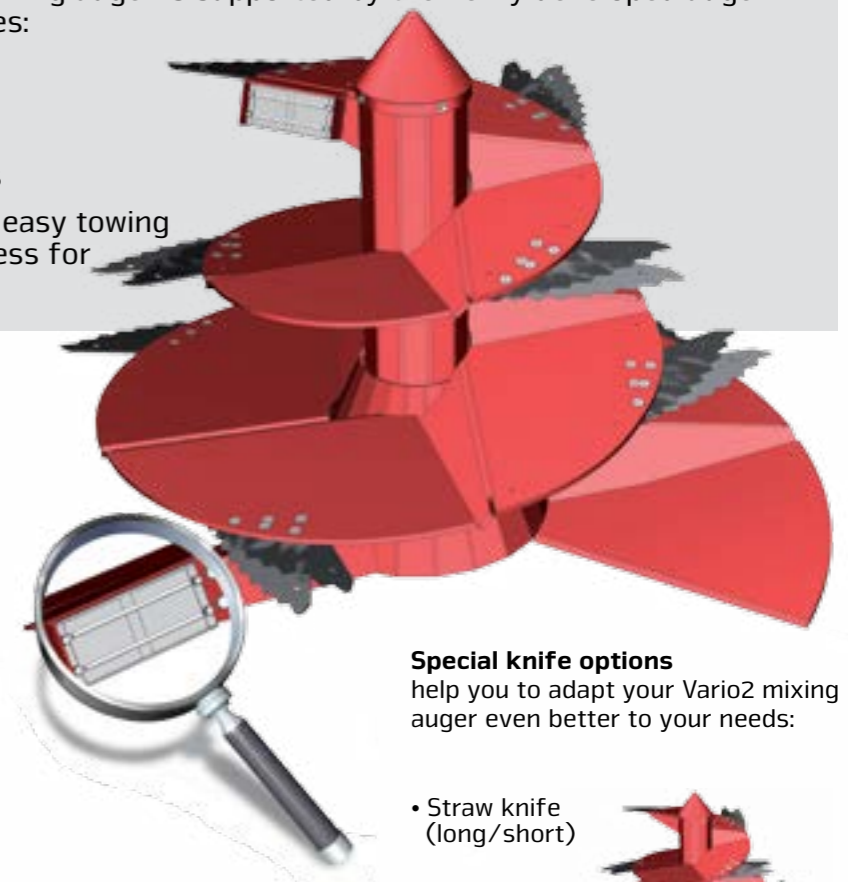
Vario2 mixing auger – the all-round talent

Strautmann Verti-Mix fodder mixing wagons

substantially contribute to increase the productivity of modern dairy farms. The perfect geometry of container and Vario² mixing auger is supported by the newly developed auger in stepped flight design. This ensures:

- Low power requirement
- Optimum fodder structure
- Homogeneous mixing
- Energy-saving short mixing times

Excellent mixing quality and proven easy towing guarantee absolute cost effectiveness for any kind of application.



The Vario2 mixing auger – Variability and strength for any purpose

Due to the patented knife adjustment system, the Vario mixing auger can be perfectly adapted to your specific conditions of use. The robust and low-maintenance angular gear ensures long service life even under challenging conditions.

Highly effective magnetic separation of metallic foreign objects

Each silage and any kind of purchased fodder might contain metallic foreign objects which might harm your dairy cattle.

The Strautmann magnetic system (optional extra) directly mounted at the mixing auger offers optimum health protection for your high-yield cows. The system is mounted such that it is in direct and close contact with the mixed fodder, thus working very effectively. Optional „INNODUR“ wearing elements significantly extend the service life of the Vario² mixing auger.

Ask for our heavy-duty version of the Vario mixing auger with 20 mm strong turns for a 50 % longer service life (= 50 % less wear costs).

Special knife options help you to adapt your Vario2 mixing auger even better to your needs:

- Straw knife (long/short)



- Bale cutting knife



- Root crop knife



Result after 14 days of using our magnets (wedding ring as reference in the bottom right of the photo)

→ Assumption: Residual thickness before replacement of the mixing auger 5 mm, i.e. 15 mm wear material in case of heavy-duty compared to 10 mm in case of the standard version.



Discharge options - adapted to your business



In the case of side discharge, the eccentric position of the discharge openings ensures optimum fodder discharge.

- Loose and homogeneous swathe
- In optimum position at the fodder mixing wagon, relative to the flow of material in the container
- No travelling over the fodder

Select the right fodder mixing wagon for your enterprise from a multitude of discharge options.

Fodder-protecting discharge via adjustable side chutes.

At the side discharge devices, adjustable chutes support the fodder discharge. The side chute mechanically operated by the side door

- ... moves to rest position with the side door closed – fodder residues move to the swathe and do not fall onto the drive path
- ... ensures fodder discharge beyond the lane – the wheels do not roll over the discharged fodder. The side chutes can be equipped with an optional hydraulically actuating mechanism.



Discharge in narrow dead-end feeding passages

For comfortable feeding even in narrow dead-end feeding passages, side doors behind the wheels are being used. The fodder is loosely discharged on one or both sides behind the wheels.

Rear centre discharge

For preparation of premixes or central fodder discharge on the feeding table, Strautmann offers a rear centre discharge.



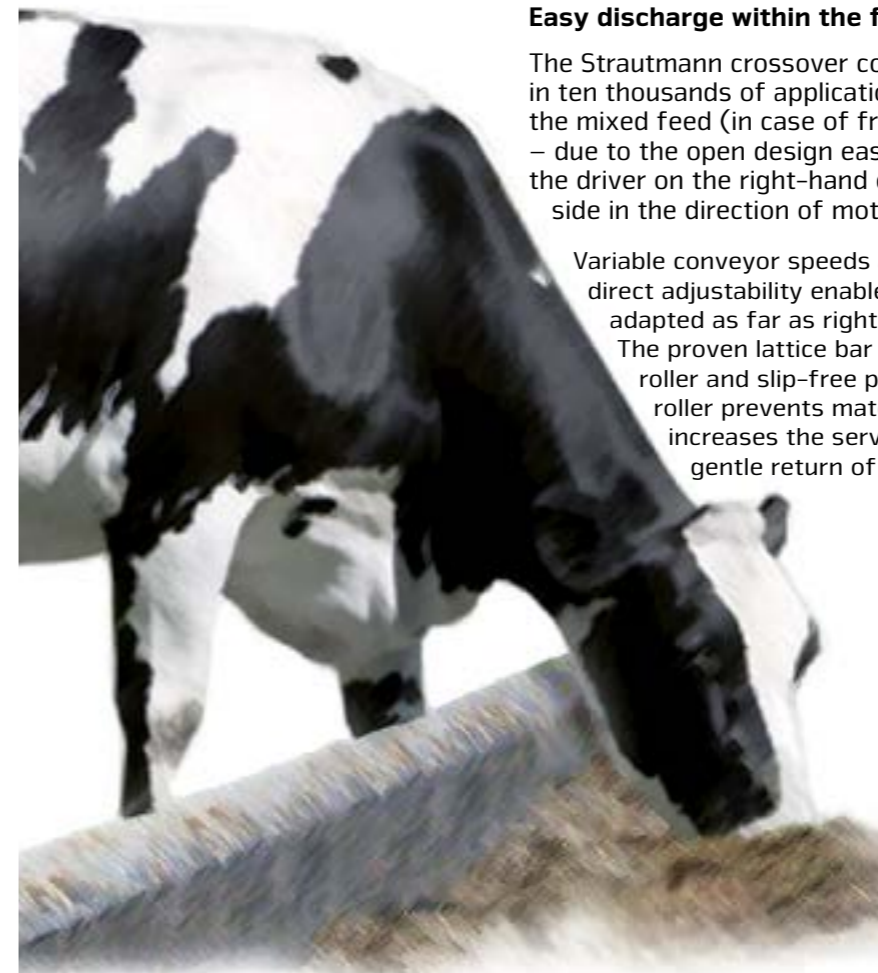
The Strautmann crossover conveyor

Easy discharge within the field of view

The Strautmann crossover conveyor proven in ten thousands of applications discharges the mixed feed (in case of front discharge) – due to the open design easily visible for the driver on the right-hand or left-hand side in the direction of motion.



Variable conveyor speeds achieved by means of different motors or direct adjustability enable the fodder discharge width to be adapted as far as right up to directly in front of the feed fence. The proven lattice bar roller ensures high tractions of the driving roller and slip-free power transmission. The open lattice bar roller prevents material from piling up on the roller and increases the service life of the conveyor thanks to the gentle return of the conveyor.





The Strautmann operating options

Strautmann responds to individual customer demands also with regard to the kind of operating device. The choice of the optimum operating mechanism depends very much on the user.

1. Direct tractor connection

- Precondition:**
- One double-acting control device for each
- Useful if:**
- ... the tractor is very rarely unhitched
 - ... the fodder mixing wagon is only equipped with a side discharge

2. Operation via Bowden cable

- Precondition:**
- One double-acting control device at the tractor or alternatively one single-acting control device with free return line
- Useful if:**
- ... older tractors with only a few control devices are used

3. Electrical control set

- Precondition:**
- One double-acting control device at the tractor or alternatively one single-acting control device with free return line
- Useful if:**
- ... comfort and an increase in efficiency are requested

Weighing and operation – Take your choice

Weighing devices

The weighing device is an integral component of the fodder mixing wagon. Only an exact quantity determination of the individual ingredients ensures full use of the fodder mixing wagon's cost effectiveness.



Digi-Star EZ 2400 V

- adding weighing device
- partial zero setting
- mixing timer installed
- 6 digits, each 43mm high
- w 254mm x h 188mm x d 127mm



Digi-Star EZ 3600 V

- programmable weighing device with data-transfer via data-key
- 20 recipes
- 99 components
- 6 digits each 43 mm high
- identification of the components as running text
- w 262mm x h 183mm x d 127mm



Digi-Star CC 400

- additional display only together with EZ 2400 V or EZ 3600 V (wireless)
- 6 digits, each 25 mm high
- identification of the components as running text
- range to 300 m
- w 185mm x h 135mm x d 80 mm

Individual equipment options



Mineral feed funnel



Rear-view camera & headlights



Monitor for rear-view camera



Coupling head linkage K80



Magnetic system



Lighting



Ring lug 50 mm (not in D)



Conveyor extension



Control set with potentiometer



Manual counter-cutter



Hydraulic counter-cutter



Hydraulic motors – depending on the application, you can select from a range of motors of different speeds



Fodder mixing wagon Verti-Mix 3451 – 4501 Triple

Technical data

Model		VM 3451 Triple			VM 4501 Triple		
Usable mixing capacity*	m ³	28,5	31,5	34,5	38,0	41,5	45,0
Dimensions							
Extension height	m	-	0,18	0,36	-	0,18	0,36
- Length with front crossover conveyor	m		10,15			10,66	
- L. with rear crossover conveyor ¹⁾	m		10,36			10,77	
- Length without crossover conveyor	m		9,43			9,94	
- Width with crossover conveyor	m		2,28			2,42	
- Width with one-sided discharge	m		2,38			2,52	
- Width with two-sided discharge	m		2,48			2,62	
Height approx.	m	2,89	3,07	3,25	3,22	3,40	3,48
Dead weight approx.							
- with crossover conveyor	kg	11.200	11.300	11.400	13.600	13.700	13.800
- with two-sided discharge	kg	10.900	11.000	11.100	13.300	13.400	13.500
Track	m		1,73			1,80	
Wheelbase	m		1,36			1,36	
Outside wheel width	m		2,17			2,24	
Technically permissible overall weight	kg		26.000			38.000	
Gross vehicle weight rating (S 34 StVZO) (note of trans: StVZO = German Road Traffic Licensing Code)	kg		20.000			26.000	
Container wall thickness	mm		8			8	
Bottom plate	mm		20			20	
Dimensions with tyres							
- Tandem axle			455/45 R 22,5				
- Tridem					455/45 R 22,5		
Wheels and effect on height of machine							
Wheels tandem axle (Spur 1730 mm)							
87020528 235-75 R17,5 (Z) (13,9 t/Achse 25)	m	2,76	2,94	3,12	3,10	3,28	3,46
87020204 455-45 R22,5 (14,3 t/Achse 25)	m	2,94	3,12	3,30	3,27	3,45	3,63
Wheels tridem axle (Spur 1800 mm)							
87020529 435-50 R 19,5 NE (10,8 t/Achse 25)	m	2,89	3,07	3,25	3,23	3,41	3,59
87020528 235-75 R17,5 (Z) (14,7 t/Achse 25)	m	2,76	2,94	3,12	3,10	3,28	3,46
87020204 455-45 R22,5 (14,3 t/Achse 25)	m	2,94	3,12	3,30	3,27	3,45	3,63

* Actually usable mixing capacity, augers having been deducted from the capacity
¹⁾ +125 mm with lights



strautmann



Strautmann main production facility in Bad Laer

www.strautmann.com

B. Strautmann & Söhne GmbH u. Co. KG is a medium-sized family-owned company in the administrative district of Osnabrück (Germany) having already celebrated its 80th anniversary of existence and now being managed by the third generation. In a modern plant at the second production site in Lwówek (Poland), Strautmann manufactures individual machine components and, apart from that, also parts of the machine

programme such as tipping trailers, all-grip buckets or shear grabs. As a machine manufacturer offering a wide range of machinery for cattle feeding, green fodder harvesting, universal spreader and transport technology as well as in the field of charging and dosing technology for biogas plants, Strautmann is the competent partner for almost any customer in this industry.



Pol-Strautmann



B. Strautmann & Söhne GmbH u. Co. KG

Bielefelder Straße 53 · D-49196 Bad Laer · Tel.: +49 (0)5424/802-0 · Fax: +49 (0)5424/802-76 · info@strautmann.com · www.strautmann.com